

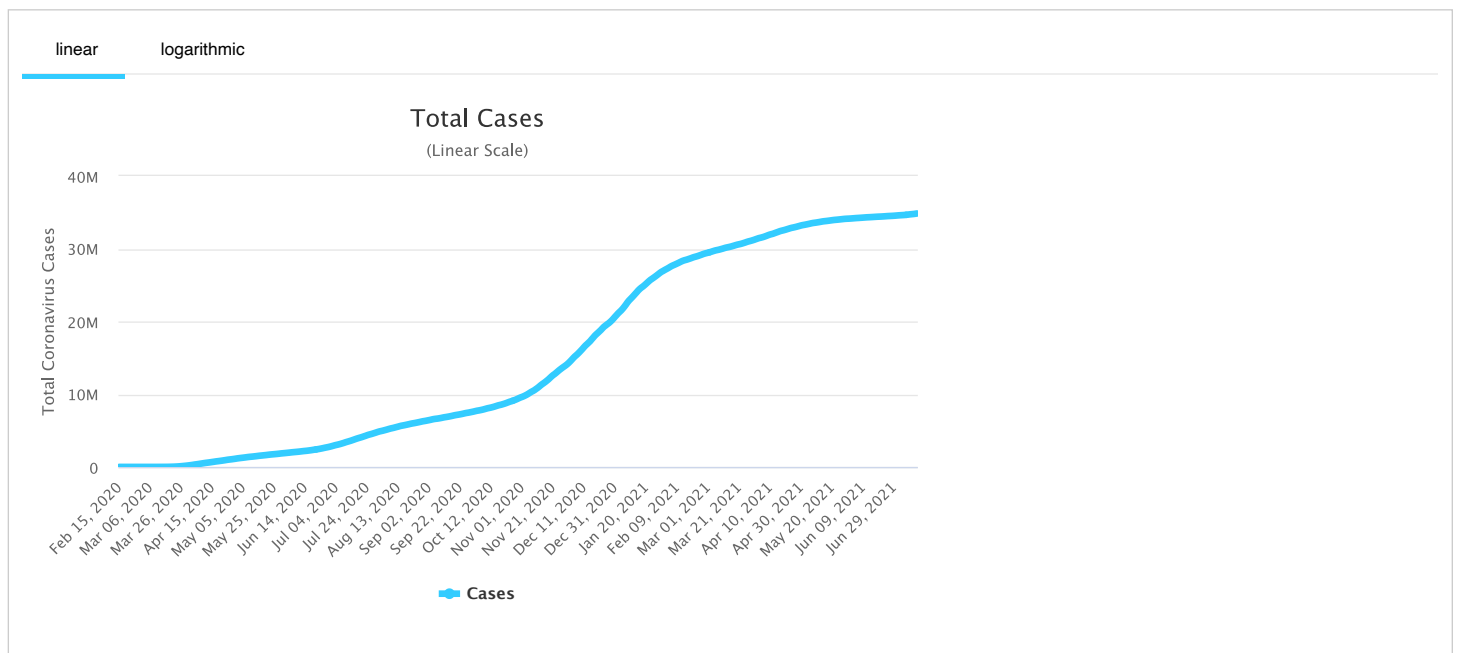
#	USA State ↕↑	Total Cases ↓↕	New Cases ↕↑	Total Deaths ↕↑	New Deaths ↕↑	Total Recovered ↕↑	Active Cases ↕↑	Tot Cases/ 1M pop ↕↑	Deaths/ 1M pop ↕↑	Total Tests
	USA Total	34,848,068		623,838		29,324,300	4,899,930	105,280	1,885	514,5
1	<u>California</u> <u>(/coronavirus/usa/california/)</u>	3,848,352		63,943		2,079,900	1,704,509	97,396	1,618	71,2
2	<u>Texas</u> <u>(/coronavirus/usa/texas/)</u>	3,026,762		52,891		2,913,594	60,277	104,386	1,824	32,4
3	<u>Florida</u> <u>(/coronavirus/usa/florida/)</u>	2,428,435		38,282		2,253,793	136,360	113,068	1,782	31,7
4	<u>New York</u> <u>(/coronavirus/usa/new-york/)</u>	2,182,172		54,111		2,024,404	103,657	112,173	2,782	59,7
5	<u>Illinois</u> <u>(/coronavirus/usa/illinois/)</u>	1,398,409		25,803		1,360,998	11,608	110,356	2,036	26,2
6	<u>Pennsylvania</u> <u>(/coronavirus/usa/pennsylvania/)</u>	1,219,445		27,871		1,178,479	13,095	95,254	2,177	14,7
7	<u>Georgia</u> <u>(/coronavirus/usa/georgia/)</u>	1,143,528		21,527		1,066,082	55,919	107,703	2,028	12,1

#	USA State	Total Cases	New Cases	Total Deaths	New Deaths	Total Recovered	Active Cases	Tot Cases/ 1M pop	Deaths/ 1M pop	Total Tests
8	Ohio (/coronavirus/usa/ohio/)	1,115,242		20,411		1,087,538	7,293	95,409	1,746	13,8
9	New Jersey (/coronavirus/usa/new-jersey/)	1,027,014		26,527		986,385	14,102	115,626	2,987	14,4
10	North Carolina (/coronavirus/usa/north-carolina/)	1,020,833		13,512		998,668	8,653	97,333	1,288	14,0
11	Michigan (/coronavirus/usa/michigan/)	1,002,488		21,092		870,140	111,256	100,381	2,112	15,0
12	Arizona (/coronavirus/usa/arizona/)	903,851		18,076		869,950	15,825	124,177	2,483	5,1
13	Tennessee (/coronavirus/usa/tennessee/)	872,362		12,625		854,964	4,773	127,740	1,849	8,2
14	Indiana (/coronavirus/usa/indiana/)	759,062		13,938		731,999	13,125	112,751	2,070	10,9
15	Massachusetts (/coronavirus/usa/massachusetts/)	711,676		18,013		692,315	1,348	103,254	2,613	24,1
16	Virginia (/coronavirus/usa/virginia/)	683,614		11,467		57,419	614,728	80,091	1,343	10,3
17	Wisconsin (/coronavirus/usa/wisconsin/)	679,388		8,196		N/A	N/A	116,685	1,408	3,6
18	Missouri (/coronavirus/usa/missouri/)	637,379		10,126		566,617	60,636	103,851	1,650	7,9
19	Minnesota (/coronavirus/usa/minnesota/)	607,069		7,708		598,316	1,045	107,643	1,367	10,4
20	South Carolina (/coronavirus/usa/south-carolina/)	600,607		9,860		578,253	12,494	116,652	1,915	8,2
21	Colorado (/coronavirus/usa/colorado/)	564,164		7,096		479,447	77,621	97,967	1,232	3,2
22	Alabama (/coronavirus/usa/alabama/)	556,613		11,428		N/A	N/A	113,521	2,331	2,8
23	Louisiana (/coronavirus/usa/louisiana/)	492,840		10,808		N/A	N/A	106,015	2,325	7,9
24	Kentucky (/coronavirus/usa/kentucky/)	468,680		7,276		N/A	N/A	104,905	1,629	7,0
25	Maryland (/coronavirus/usa/maryland/)	463,487		9,769		11,050	442,668	76,664	1,616	11,0
26	Oklahoma (/coronavirus/usa/oklahoma/)	463,152		7,417		452,025	3,710	117,047	1,874	4,1
27	Washington (/coronavirus/usa/washington/)	460,288		6,078		228,144	226,066	60,446	798	7,8

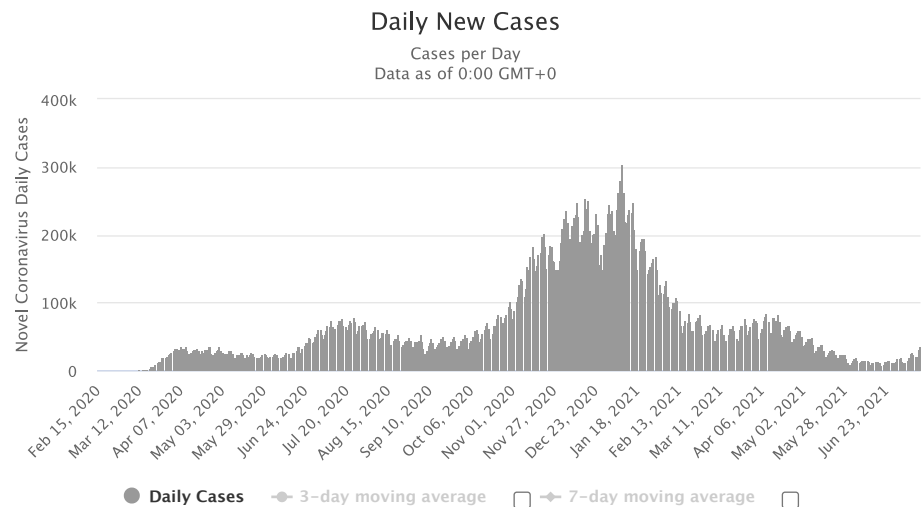
#	USA State	Total Cases	New Cases	Total Deaths	New Deaths	Total Recovered	Active Cases	Tot Cases/ 1M pop	Deaths/ 1M pop	Total Tests
28	Utah (/coronavirus/usa/utah/)	421,257		2,406		409,815	9,036	131,398	750	5,1
29	Iowa (/coronavirus/usa/iowa/)	406,319		6,158		367,127	33,034	128,783	1,952	5,2
30	Arkansas (/coronavirus/usa/arkansas/)	360,258		5,977		345,400	8,881	119,378	1,981	3,8
31	Connecticut (/coronavirus/usa/connecticut/)	350,386		8,279		340,040	2,067	98,277	2,322	9,7
32	Nevada (/coronavirus/usa/nevada/)	341,292		5,737		317,574	17,981	110,803	1,863	3,5
33	Mississippi (/coronavirus/usa/mississippi/)	325,713		7,456		313,744	4,513	109,441	2,505	2,9
34	Kansas (/coronavirus/usa/kansas/)	322,264		5,196		310,341	6,727	110,618	1,784	1,4
35	Nebraska (/coronavirus/usa/nebraska/)	225,600		2,267		N/A	N/A	116,625	1,172	3,0
36	Oregon (/coronavirus/usa/oregon/)	211,315		2,803		198,490	10,022	50,102	665	5,5
37	New Mexico (/coronavirus/usa/new-mexico/)	206,846		4,362		195,789	6,695	98,647	2,080	3,7
38	Idaho (/coronavirus/usa/idaho/)	196,489		2,165		115,874	78,450	109,951	1,211	1,4
39	West Virginia (/coronavirus/usa/west-virginia/)	164,763		2,916		160,860	987	91,936	1,627	3,0
40	Rhode Island (/coronavirus/usa/rhode-island/)	152,873		2,732		9,415	140,726	144,307	2,579	4,5
41	South Dakota (/coronavirus/usa/south-dakota/)	124,750		2,040		122,502	208	141,015	2,306	4
42	Montana (/coronavirus/usa/montana/)	114,508		1,683		112,360	465	107,139	1,575	1,4
43	North Dakota (/coronavirus/usa/north-dakota/)	110,926		1,536		109,201	189	145,560	2,016	4
44	Delaware (/coronavirus/usa/delaware/)	110,182		1,696		107,723	763	113,151	1,742	7
45	New Hampshire (/coronavirus/usa/new-hampshire/)	99,840		1,381		98,246	213	73,427	1,016	2,4
46	Maine (/coronavirus/usa/maine/)	69,324		867		N/A	N/A	51,572	645	2,7
47	Alaska (/coronavirus/usa/alaska/)	69,187		374		66,541	2,272	94,577	511	2,4

#	USA State	Total Cases	New Cases	Total Deaths	New Deaths	Total Recovered	Active Cases	Tot Cases/ 1M pop	Deaths/ 1M pop	Total Tests
48	Wyoming (/coronavirus/usa/wyoming/)	63,331		760		61,927	644	109,426	1,313	8
49	District Of Columbia (/coronavirus/usa/district-of-columbia/)	49,574		1,145		34,985	13,444	70,243	1,622	1,6
50	Hawaii (/coronavirus/usa/hawaii/)	38,653		521		N/A	N/A	27,300	368	1,7
51	Vermont (/coronavirus/usa/vermont/)	24,516		258		24,117	141	39,289	413	1,7
52	Puerto Rico	277,208		2,555		121,227	153,426	81,846	754	4
53	Guam	8,471		142		8,212	117			1
54	United States Virgin Islands	4,104		32		3,952	120			1
55	Northern Mariana Islands	183		2		N/A	N/A			
56	American Samoa	4				4	0			
57	US Military	306,161		361		297,279	8,521			
58	Veteran Affairs	268,475		12,567		253,827	2,081			4,2
59	Federal Prisons	55,081		244		N/A	N/A			1
60	Navajo Nation	31,132		1,362		29,674	96			2
61	Grand Princess Ship	122		7		115	0			
62	Wuhan Repatriated	3				3	0			
63	Diamond Princess Ship	46				46	0			
	Total:	34,848,068		623,838		29,324,300	4,899,930	105,280	1,885	514,5

Total Coronavirus Cases in the United States

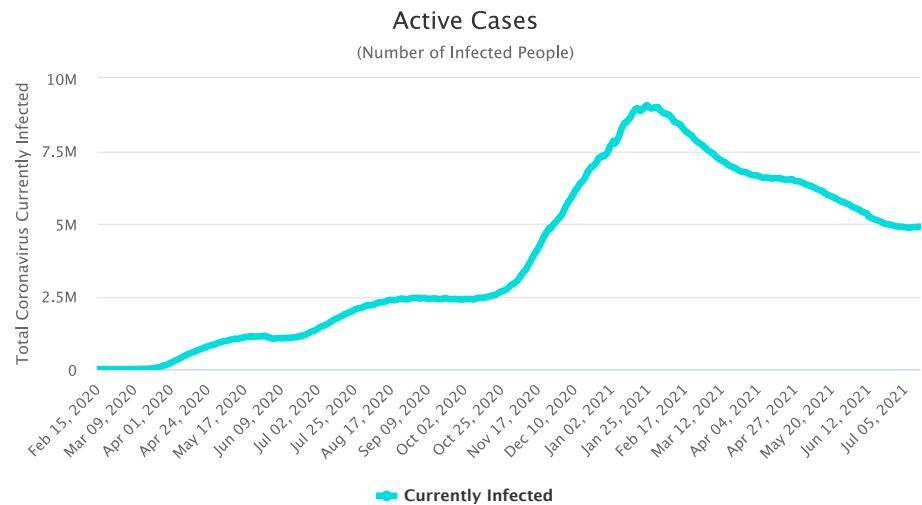


Daily New Cases in the United States



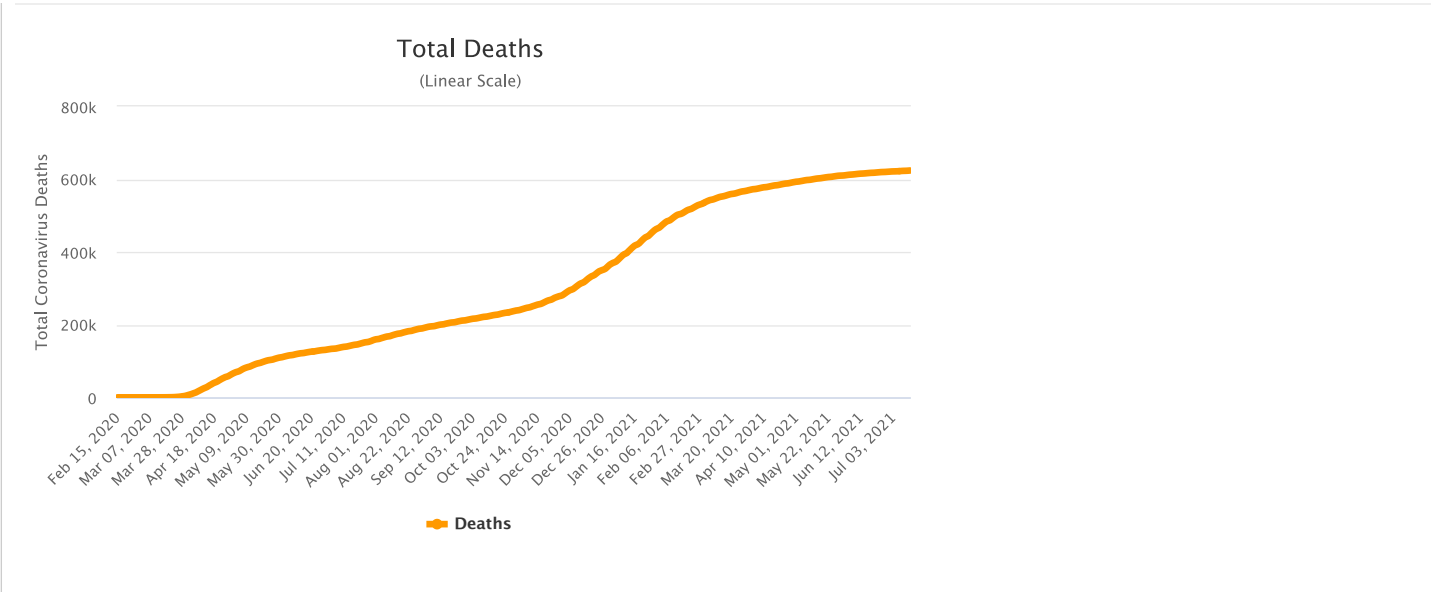
See also: [Daily Deaths Graph](#)

Active Cases in the United States

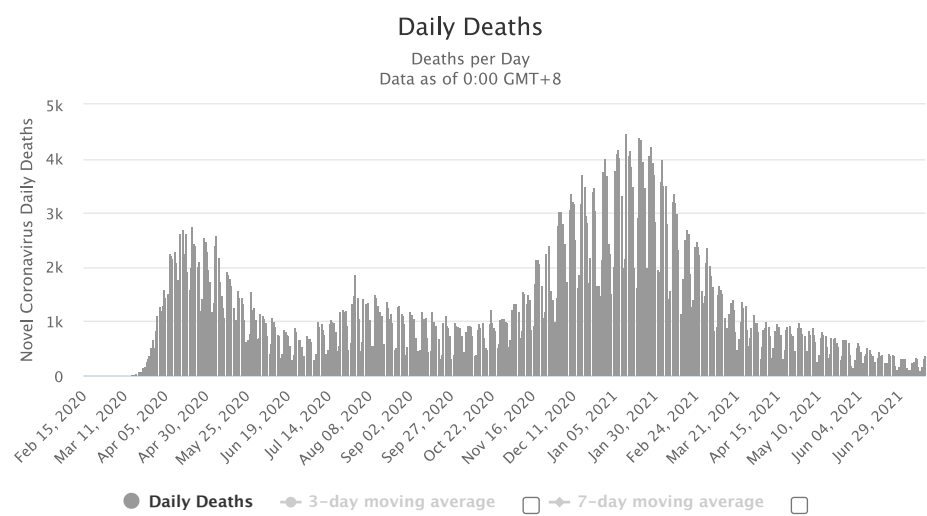


Total Coronavirus Deaths in the United States





Daily New Deaths in the United States



See also: [Daily Cases Graph](#)

Latest News

July 14 (GMT)

Updates

- 35,447 new cases and 374 new deaths in [the United States \(/coronavirus/country/us/\)](#)

July 13

July 12

July 11

Historical account of the initial stages of the epidemic in the United States

Content:

- First 20 cases in the United States
- Progression of first suspected cases
- Timeline of initial events
- Sources for the historical account

First 20 cases in the United States

Information collected on the first 20 domestic cases (not including repatriated cases and Diamond Princess cruise ship evacuee cases) is presented in the table below:

State	Cases	Sex	Age	Date	Case #	Location	Source
Oregon	1			Feb. 29	17 th	Washington C.	
Washington	2			Feb. 29	18, 19 th		
	1	M	30s	Jan. 21	1 st	Snohomish	[7]
Illinois	1			Mar. 1	20 th		
	1	M	60s	Jan. 30	6 th	Chicago	[12]
	1	F	60s	Jan. 24	2 nd	Chicago	[8]
California	2	unkn.	unkn.	Jan. 26	3 rd , 4 th	Orange C., L.A.	[9]
	1	M	adult	Jan. 31	7 th	Santa Clara C.	[17][18]
	1	F	unkn.	Feb. 2	9 th	Santa Clara C.	
	1	M	57	Feb. 2	10 th	San Benito C.	
	1	F	57	Feb. 2	11 th	San Benito C.	
	1		65	Feb. 28	16 th	Santa Clara C.	
	1			Feb. 21	13 th	Humboldt C.	
	1			Feb. 21	14 th	Sacramento C.	
	1			Feb. 26	15 th	[Northern California]	
Massachusetts	1	M	20s	Feb. 1	8 th	Boston	[16]
Arizona	1	unkn.	student	Jan. 26	5 th	Maricopa County	
Wisconsin	1			Feb. 5	12 th	Madison	

Patients Under Investigation (PUI) in the United States

CDC in the early stages released information regarding the number of cases and people under investigation that was updated regularly on Mondays, Wednesdays, and Fridays. Below we provide the historical reports that we were able to gather in order to track the progression in the number of suspected cases and US states involved through time in the initial stages

As of Feb. 10:

<i>Number of U.S. States with PUI</i>	<i>36</i>
Positive	12
Negative	318
Pending (specimens awaiting testing)	68
TOTAL	398

As of Feb. 7:

<i>Number of U.S. States with PUI</i>	<i>36</i>
Positive	12
Negative	225
Pending (specimens awaiting testing)	100
TOTAL	337

As of Feb. 5:

<i>Number of U.S. States with PUI</i>	<i>36</i>
Positive	11
Negative	206
Pending (specimens awaiting testing)	76
TOTAL	293

As of Feb. 3:

<i>Number of U.S. States with PUI</i>	<i>36</i>
Positive	11
Negative	167
Pending (specimens awaiting testing)	82
TOTAL	260




As of January 31:

<i>Number of U.S. States with PUI</i>	<i>36</i>
Positive	6
Negative	114
Pending (specimens awaiting testing)	121
TOTAL	241

Previously, as of January 29, there were 92 suspected cases awaiting testing.

<i>Number of U.S. States with PUI</i>	<i>36</i>
Positive	5
Negative	68
Pending (specimens awaiting testing)	92
TOTAL	165

Timeline of Events

-  On January 31, HHS declared Coronavirus a Public Health Emergency in the US (<https://www.hhs.gov/about/news/2020/01/31/secretary-azar-declares-public-health-emergency-us-2019-novel-coronavirus.html>)
As of Jan. 31, the Wuhan coronavirus is officially a public health emergency in the United States, Alex Azar, secretary of the US Department of Health and Human Services (HHS), announced at a White House press briefing.
-  On Jan. 31, the U.S. Centers for Disease Control and Prevention (CDC) **issued a federal quarantine for 14 days** affecting the 195 American evacuees from Wuhan, China. Starting Sunday, Feb. 2, U.S. citizens, permanent residents and immediate family who have visited China's Hubei province will undergo a **mandatory 14 days quarantine** and, if they have visited other parts of China, they would be screened at airports and asked to self-quarantine for 14 days. The last time the CDC had issued a quarantine was over 50 years ago in the 1960s, for smallpox.
-  President Donald Trump signed an order on Jan. 31 for the U.S. to **deny entry to foreign nationals who traveled to China** within the preceding two weeks, aside from the immediate family of U.S. citizens.
- On Jan. 30, the CDC had confirmed the **first case of person to person transmission in the U.S.:** ^[12] the husband of the Chicago, Illinois case who had returned from Wuhan, China on Jan. 13 and who tested positive for the virus on Jan. 24).
- CDC stated on Jan. 30 that "It is likely there will be more cases of 2019-nCoV reported in the U.S. in the coming days and weeks, including more person-to-person spread."^[12]
- The virus had been confirmed in **5 states**.
- On Jan. 31, **New York City** health officials vehemently denied the rumor regarding a coronavirus case in the city ^[13]. On Feb. 1, however, the city's health commissioner did report that there was a test being performed on a person under 40 who had returned from China, developed matching symptoms, and tested negative to the seasonal flu.
- **Most US patients had recently visited Wuhan.**
- All of the first five U.S. cases were described as **mild**.
- A study on the first US case of novel coronavirus detailed mild symptoms followed by pneumonia (https://www.cnn.com/2020/01/31/health/washington-coronavirus-study-nejm/index.html?utm_term=link&utm_medium=social&utm_content=2020-02-01T00)

U.S. Airlines suspended ALL flights between the U.S. and China

On Friday, January 31, Delta, American and United announced they would temporarily suspend all of their mainland China flights in response to the coronavirus outbreak.^[14]

Prior to this January 31 announcement:

- **UNITED AIRLINES**
on Jan. 28 had announced it would cut 24 flights between the U.S. and China for the first week of February.
- **AMERICAN AIRLINES**
on Jan. 29 had announced it would suspend flights from Los Angeles to Shanghai and Beijing from Feb. 9 through March 27, 2020. It will maintain its flight schedules (10 daily A/R) from Dallas-Fort Worth to Shanghai and Beijing, as well as from Los Angeles and Dallas-Fort Worth to Hong Kong.
- **DELTA**
had not adjusted its schedule of direct flights from the U.S. to China. It is the only airline with direct flights to not take action so far.

The White House was considering issuing a ban on flights between the United States and China, as of late Jan. 28^[11]. Italy has announced on January 31 that it was suspending all flights to and from China following the first 2 cases of coronavirus in Italy.

Travel Alert: Do Not Travel to China

- The U.S. State Department on January 30 issued a **Level 4: Do Not Travel to China Alert** (<https://travel.state.gov/content/travel/en/traveladvisories/traveladvisories/china-travel-advisory.html>) ^[4] (the highest level of alert).
- Previously, on January 29, the advisory was set at a lower "Level 3: Reconsider Travel" advising not to travel to Hubei Province: (Level 4) and reconsider travel to the remainder of China (Level 3).
- The CDC on Jan. 28 issued a Level 3 Warning (<https://wwwnc.cdc.gov/travel/notices/warning/novel-coronavirus-china>), recommending that travelers **avoid all nonessential travel to China** ^[5].

Screening incoming passengers at 20 airports in the U.S.

On January 17, the CDC announced that 3 airports in the United States would begin screening incoming passengers from China: SFO, JFK, and LAX ^[6] Other 2 airports were added subsequently, and on January 28, the U.S. Department of Health and Human Services (HHS) announced that 15 additional U.S. airports (bringing the total to 20) would begin screening incoming travelers from China.

Below is the complete list of airports where screening for the 2019 Novel Coronavirus (2019-nCoV) is in place:

- Los Angeles International (LAX)
- San Francisco International (SFO)
- Chicago O'Hare
- New York JFK
- Atlanta Hartsfield-Jackson International
- Houston George Bush Intercontinental
- Dallas-Fort Worth International
- San Diego International
- Seattle-Tacoma International
- Honolulu International
- Anchorage Ted Stevens International
- Minneapolis-St. Paul International
- Detroit Metropolitan
- Miami International
- Washington Dulles International
- Philadelphia International
- Newark Liberty International
- Boston Logan International
- El Paso International
- Puerto Rico's San Juan Airport

Sources for the historical account

1. Novel Coronavirus (2019-nCoV) situation reports (<https://www.who.int/emergencies/diseases/novel-coronavirus-2019/situation-reports/>) - World Health Organization (<https://www.who.int/>) (WHO)
2. 2019 Novel Coronavirus (2019-nCoV) in the U.S (<https://www.cdc.gov/coronavirus/2019-ncov/cases-in-us.html>) - U.S. Centers for Disease Control and Prevention (<https://www.cdc.gov/>) (CDC)
3. Symptoms of Novel Coronavirus (2019-nCoV) (<https://www.cdc.gov/coronavirus/2019-ncov/about/symptoms.html>) - CDC
4. China Travel Advisory (<https://travel.state.gov/content/travel/en/traveladvisories/traveladvisories/china-travel-advisory.html>) - U.S. State Department, accessed January 31, 2020.
5. Novel Coronavirus in China - Warning - Level 3, Avoid Nonessential Travel (<https://wwwnc.cdc.gov/travel/notices/warning/novel-coronavirus-china>) - CDC, January 28, 2020.
6. Public Health Screening to Begin at 3 U.S. Airports for 2019 Novel Coronavirus ("2019-nCoV") (<https://www.cdc.gov/media/releases/2020/p0117-coronavirus-screening.html>) - CDC January 17, 2020
7. First Travel-related Case of 2019 Novel Coronavirus Detected in United States (<https://www.cdc.gov/media/releases/2020/p0121-novel-coronavirus-travel-case.html>) - CDC, January 21, 2020
8. Second Travel-related Case of 2019 Novel Coronavirus Detected in United States (<https://www.cdc.gov/media/releases/2020/p0124-second-travel-coronavirus.html>) - CDC, January 24, 2020
9. CDC confirms additional cases of 2019 Novel Coronavirus in United States (<https://www.cdc.gov/media/releases/2020/s0126-coronavirus-new-cases.html>) - CDC, January 26, 2020
10. 2019 Novel Coronavirus (2019-nCoV) in the U.S. (<https://www.cdc.gov/coronavirus/2019-ncov/cases-in-us.html>) - CDC, Updated January 29, 2020

11. White House considers ban on flights to China amid coronavirus outbreak (<https://eu.usatoday.com/story/travel/news/2020/01/28/white-house-considers-ban-china-flights-amid-coronavirus-outbreak/4602839002/>) - USA Today, Jan. 28, 2020
12. CDC Confirms Person-to-Person Spread of New Coronavirus in the United States (<https://www.cdc.gov/media/releases/2020/p0130-coronavirus-spread.html>) - CDC Press Release, Jan. 30, 2020
13. NYC Officials Deny Report Of Coronavirus Amid Confusion (<https://www.forbes.com/sites/sergeiklebnikov/2020/01/31/nyc-officials-deny-report-of-coronavirus-amid-confusion/#351e47b5652c>) - Forbes, Jan. 31, 2020
14. Delta, American, United to suspend all China mainland flights as coronavirus crisis grows (<https://eu.usatoday.com/story/travel/2020/01/31/coronavirus-china-flight-ban-delta-cuts-all-flights-white-house/4620989002/>) - USA Today, Jan. 31, 2020
15. Secretary Azar Declares Public Health Emergency for United States for 2019 Novel Coronavirus (<https://www.hhs.gov/about/news/2020/01/31/secretary-azar-declares-public-health-emergency-us-2019-novel-coronavirus.html>) - U.S. Department of Health and Human Services (HHS), Jan. 31, 2020
16. Man returning from Wuhan, China is first case of 2019 Novel Coronavirus confirmed in Massachusetts (<https://www.mass.gov/news/man-returning-from-wuhan-china-is-first-case-of-2019-novel-coronavirus-confirmed-in>) - Massachusetts Department of Public Health, Feb. 1, 2020
17. County of Santa Clara Public Health Department Reports First Case of Novel (new) Coronavirus (<https://www.sccgov.org/sites/phd/news/Pages/novel-coronavirus-1-31-2020.aspx>) - Santa Clara County Public Health, Jan. 31, 2020
18. Coronavirus: First case confirmed in Santa Clara County (<https://www.mercurynews.com/2020/01/31/santa-clara-coronavirus/>) - Mercury News, Jan. 31, 2020

worldometer (/)

[about \(/about/\)](#) | [faq \(/faq/\)](#) | [languages \(/languages/\)](#) | [contact \(/contact/\)](#) | [report coronavirus cases \(/report_us/\)](#)



[\(/newsletter-subscribe/\)](#)



[\(/https://twitter.com/Worldometers\)](https://twitter.com/Worldometers)



[\(/https://www.facebook.com/Worldometers.info\)](https://www.facebook.com/Worldometers.info)